



eTwinning

Um suporte para projetos de cidadania

Primeiros Projetos - Think Green

Páginas

Presentation

Creating the Story

The draws

> One story, three languages, GREEN style! EN

One story, three languages, GREEN style! PT

One story, three languages, GREEN style! TK

Volunteer Day

Video-conference session

One story, three languages, GREEN style! EN

Once upon a time...

The night was over! ... The first beams of light awakened Izzie from her deep sleep!

She stretched her wings in a long lazy way and found her way to the river to wash her face before breakfast.

How hungry she felt! She really needed to get her energy back for the day now beginning. She looked around and found what she was looking for: a nice and fresh lettuce leaf.

The day was extremely cold, but the soft rays of sunshine kept her wings comfortably warm. Without wasting time the ladybird started to stroll through the nice green forest, feeling a huge urge to sing:



Primeiros Projetos - Exploring Christianity

Páginas

> Video from Bialystok

Video from Senhor da Serra

Christmas

- └ Catholic Christmas Traditions
- └ Christmas Quiz

Easter

- └ Easter and Fast | Catholic Tradition
- └ Quiz
- └ Easter Traditions | Poland

Video-conference session

Video from Bialystok

This is a video prepared by Bialystok' students.



1º ciclo

Páginas

Who are we?

- └ Poland
- └ Portugal
- └ Discovering partner countries
- └ Discovering partner countries 2

A Christmas Bell song

- └ Portuguese Christmas Song

Let's work together

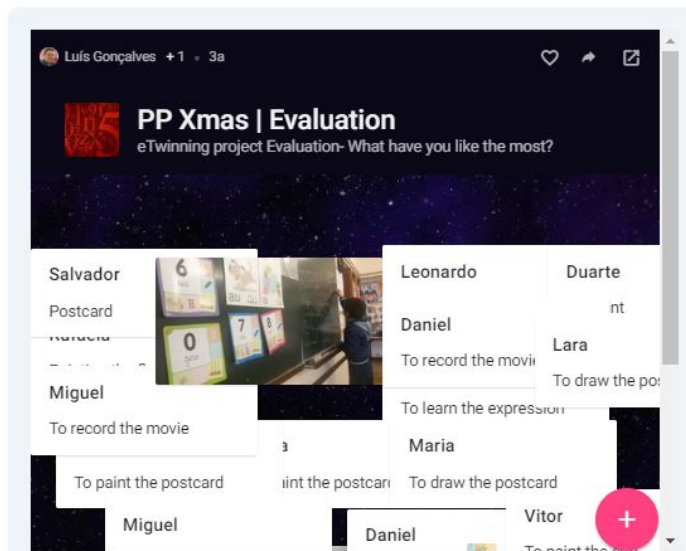
Christmas dictionary

Christmas traditions in Poland and Portugal

Christmas puzzles and games

Workina hard and havina fun

Evaluation



PP Xmas | Evaluation
eTwinning project Evaluation- What have you like the most?

Name	Task
Salvador	To record the movie
Leonardo	To learn the expression
Duarte	To draw the postcard
Daniel	To record the movie
Lara	To draw the postcard
Miguel	To record the movie
Maria	To draw the postcard
Miguel	To paint the postcard
Daniel	To draw the postcard
Vitor	To paint the postcard



Projetos centrados na disciplina

Páginas

WELCOME TO OUR CITIES AND COUNTRIES:)

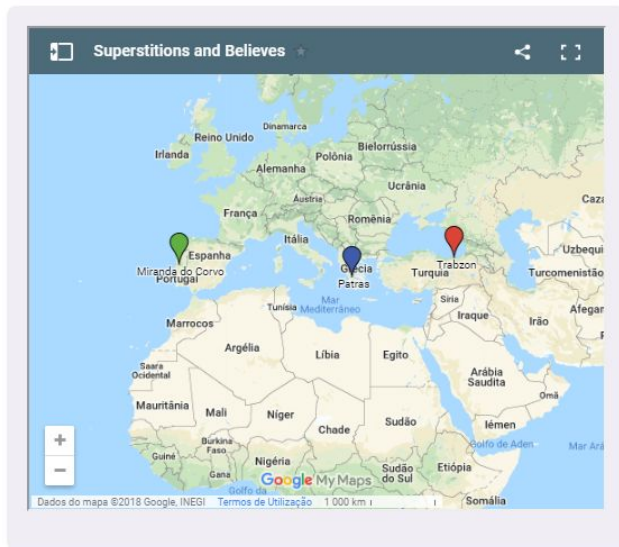
- Trabzon | Turkey
- Miranda do Corvo | Portugal
- Patras | Greece

LET'S KNOW OUR SCHOOLS:)

- TRABZON FATIY SULTAN
- MEHMET ANATOLIA HIGH SCHOOL
- Agrupamento de Escolas de Miranda do Corvo
- Experimental Senior High School of Patras

WHO ARE WE??

WELCOME TO OUR CITIES AND COUNTRIES:)



Projetos Interdisciplinares



Bruce discovers Europe



The project is based on Teddy's Journey around Europe. Teddy will write a diary or create short videos. In each country he will stay for a month. During his stay he will visit students houses, travel with them, help them in their chores, visit their friends and relatives. Teddy will travel, cook, play ant etc. Teddy's Journey will start in Poland, after that he will travel to Lithuania and then continue his journey to another country. And finally he will come back to Poland.



Registo dos professores

Dear friends: I hope you are enjoying your holidays. I've been checking all the videos, ppts and photos my students did and I'm uploading them. Sorry for the inconvenience. Regards, Christopher from Spain.

29.07.2016 19:51

*Cristóbal Ángel Alonso
López*



Girl or boy, share the Joy!

Páginas

Project's Management

- └ Planning
- └ Monitoring

Participants

Presenting the partner Countries

- └ ...by France
- └ ...by Poland
- └ ...by Portugal
- └ ...by Tunisia
- └ ...by Turkey
- └ ...by Ukraine

Creating the Logo

> Festivities

Festivities



The end of December and the beginning of January are famous for the number of festivities we have, no matter the countries. Those with a Christian background have Christmas, but all the other, like Turkey and Tunisia, also have great festivities during the New Year's Eve.

- How do we celebrate it in our Countries?
- How are the tasks distributed at home?
- Both, Boys and Girls, cooperate during the festivities? With the same level of engagement?

The next activity for our project will be to present the activities we have at home and to analyse how we are cooperating at home.

Projeto Premiado

Páginas

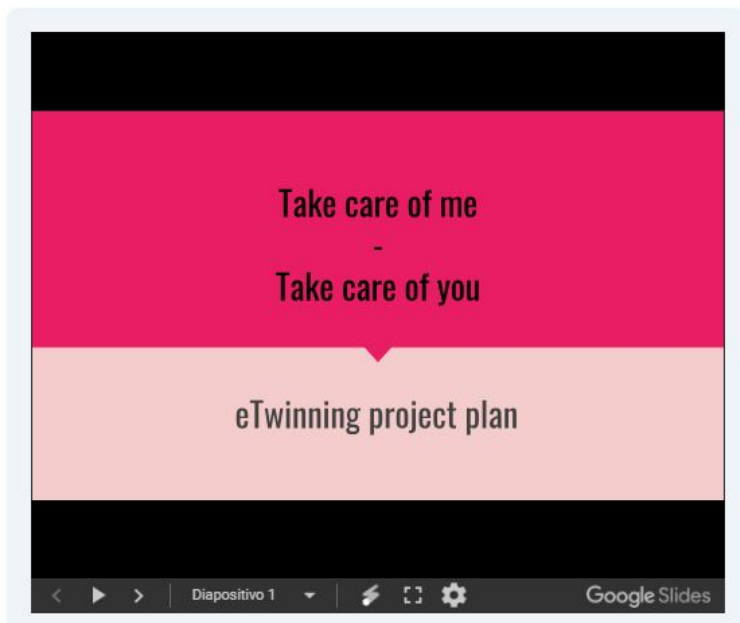
- > **Planning the Project**
 - Project phases
 - Dissemination plan
 - Calendar of the Project
 - Who are we?
 - Country 1
 - Country 2
 - Country 3
 - Country 4
 - Country 5
 - Students are guessing the countries...
 - Map of our Countries
 - Our virtual trip

+

Arquivo

+ Criar uma página

Planning the Project




Take care of me
-
Take care of you

eTwinning project plan

Diapositivo 1

Google Slides



Obrigado!



<https://live.etwinning.net/profile/4178>
lumigo@gmail.com